



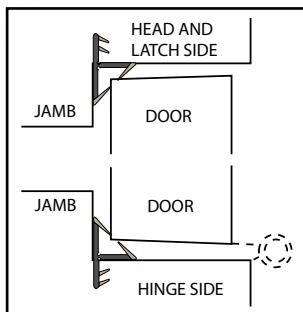
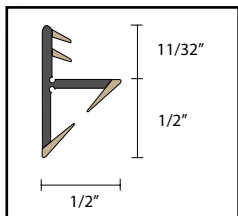
Manufactured On Date

BW510 INTUMESCENT BATWING® ON-A-STICK

This product must be installed to allow the proper opening and closing of the door assembly with a minimal amount of force. The door assembly should be checked periodically to insure proper operation.

TOOLS REQUIRED

- Tape measure
- Knife or scissors



INSTALLATION INSTRUCTIONS

This product has been designed to provide an effective fire and smoke seal in the gap around a fire-rated door.

BW510 is to be installed as illustrated above, around the perimeter of the door assembly.

1. Measure the frame at the top and both sides.
2. Cut the product to fit using a knife or scissors.
3. Insert product leg (stick) into grooved part of frame.
4. Do not install this product to impede the opening and closing of the door assembly. The door assembly must operate effectively.

BW510 Intumescent Fire & Smoke Seal has been approved for installation with Listed Wood Core Fire Doors with Wood or Steel Fire Door Frames rated 20 minutes (with hose stream), and with Listed Mineral Core Fire Door Frames rated 45, 60, 90 and 180 minutes as a category G edge seal. BW510 has also been approved as a category H and J gasket for installation with Listed Wood or Mineral Core Fire Doors with Listed Steel or Wood Fire Door Frames, and Listed Steel (Steel-Stiffened, Polystyrene, Urethane, or Honeycomb) Fire Doors with Listed Steel Fire Door Frames. BW510 has been tested to the requirements of UBC 7-2, Parts I and II (1997), UL 10C (1998), ASTM E152-81a, NFPA 252 (1995), UL 10B (1997), UBC 7-2 (1994), UBC 1784. Consult Lorient or the test labs to verify the specifics of these approvals.



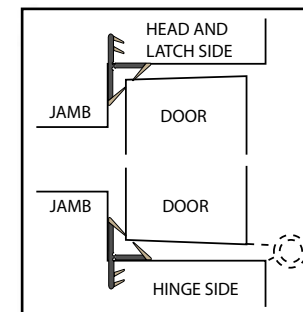
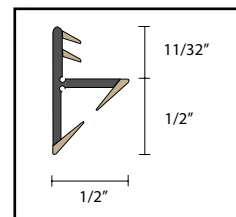
Manufactured On Date

BW510 INTUMESCENT BATWING® ON-A-STICK

This product must be installed to allow the proper opening and closing of the door assembly with a minimal amount of force. The door assembly should be checked periodically to insure proper operation.

TOOLS REQUIRED

- Tape measure
- Knife or scissors



INSTALLATION INSTRUCTIONS

This product has been designed to provide an effective fire and smoke seal in the gap around a fire-rated door.

BW510 is to be installed as illustrated above, around the perimeter of the door assembly.

1. Measure the frame at the top and both sides.
2. Cut the product to fit using a knife or scissors.
3. Insert product leg (stick) into grooved part of frame.
4. Do not install this product to impede the opening and closing of the door assembly. The door assembly must operate effectively.

BW510 Intumescent Fire & Smoke Seal has been approved for installation with Listed Wood Core Fire Doors with Wood or Steel Fire Door Frames rated 20 minutes (with hose stream), and with Listed Mineral Core Fire Door Frames rated 45, 60, 90 and 180 minutes as a category G edge seal. BW510 has also been approved as a category H and J gasket for installation with Listed Wood or Mineral Core Fire Doors with Listed Steel or Wood Fire Door Frames, and Listed Steel (Steel-Stiffened, Polystyrene, Urethane, or Honeycomb) Fire Doors with Listed Steel Fire Door Frames. BW510 has been tested to the requirements of UBC 7-2, Parts I and II (1997), UL 10C (1998), ASTM E152-81a, NFPA 252 (1995), UL 10B (1997), UBC 7-2 (1994), UBC 1784. Consult Lorient or the test labs to verify the specifics of these approvals.

